



# Our New Puppy

by Trent Johnson

## Overview

*This book helps demonstrate how people shop in stores for the things they want.*

### Literacy Focus *Word Count: 29 words*

High Frequency Words  
*a, and, go, of, we*

Content Words  
*shopping, buy, toy, food, leash, book, bed, puppy*

Decoding Skills/  
Phonemic Awareness

- **Initial Consonants:** *b, f*  
(*buy, bag, book, bed, food*)
- Making letter/word/sound relationships

Print Conventions

- **Punctuation:** Periods
- Understanding that print represents spoken language
- Identifying the parts of a book

Comprehension/  
Thinking Skills

- Reading along with predictable, patterned text

Writing/Speaking  
and Listening

- Dictating shopping lists
- Responding to questions about the text
- Listening to others in group discussions

Observe/Assess

See Oral Reading Records in the Assessment Handbook.

### Social Studies Focus

Content and  
Thinking Skills

- Understanding that people need and want things
- Understanding that people often rely on stores to supply them with the things they need and want
- Knowing that many people buy what they need and want

Background Information

Children may be aware that most people shop for the things they need and the things they would like to have. Use this book to reinforce the idea that people rely on each other for goods and services. Pet shops and other speciality stores exist because people want the items that these stores provide.

Correlation to  
National Standards

**Social Studies**

- Production, Distribution, and Consumption

*See Standards Chart on page 206.*

## Literacy Focus

### Set the Scene

Ask children about their pets or the pets of friends. What things are used to help care for pets? List the items on a chart.

### Read and Discuss

#### *Cover and Title Page*

Show children the book. Point out the picture, title of the book, and the name of the author.

*What does an author do?*

*What do you think this book will be about?*

Have children do a “picture walk” to preview the content. Point to words such as *toy, food, leash, book, and bed* as children look at the pictures.

#### *Page 2*

Discuss the picture with children.

*What are these people doing?*

*Where are they?*

Read the text together. Remind children that a sentence begins with a capital letter and ends with a period.

#### *Pages 3–8*

Ask children to look at the picture, focusing on the item being purchased.

*What do they need/want?*

*What are they buying?*

Match the items in the pictures to the words in the text. Help children use the beginning sound in each word to locate the corresponding word in the text. Read the text together.

### Respond



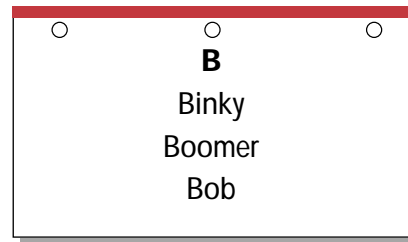
#### *Content Words*

#### *Activity Master, page 92*

Use the Activity Master, page 92, to reinforce the content words that begin with initial consonants *b* and *f*. Ask children to write the first letter of each word.

Have them draw a picture of something else they might buy for the puppy.

- Have children paint a picture of their pet or the pet they would like to have.
- Brainstorm names for a class pet that begins with the letter *B*. Point out that names always begin with capital letters.



#### *Meeting*

#### *Individual Needs*

For specific teaching strategies for meeting individual needs, see pages 198–203.

## Social Studies Focus

### Social Studies Concept

People shop at stores to buy the things they want and need.

### Activities

#### *Classroom Store*

Create a play store in the classroom with items priced ready for sale. Provide children with “money” so they can practice buying and selling.

#### *Going Shopping*

To reinforce the idea that people rely on others to provide the things they need, make a list of places where people go to shop.

The list might include toy stores, grocery stores, clothing stores, or bookstores.

#### *Shopping for a Pet*

If you have classroom pet, ask children to help you make a shopping list of all the things you need to buy for it. Or, you might consider buying an inexpensive pet, such as a goldfish, and list all of the equipment necessary for this pet. Take a field trip to a pet store and involve children in the purchase of the items.



#### *My Pet*


#### *Activity Master, page 93*

Have the children complete the Activity Master, page 93, focusing on what they would need to buy for a pet (*fish, cat, bird, hamster*). Children can dictate captions or write about their pictures.


Name \_\_\_\_\_

## Our New Puppy

Use **b** or **f** to write the word that names the picture.




f\_ood



\_\_ed



\_\_ook







\_\_one

What else would you buy for a puppy? Draw it.

Name \_\_\_\_\_

# Our New Puppy

Choose a pet.



Draw what you need to care for your pet.  
Write about your picture.

---

---

---

---